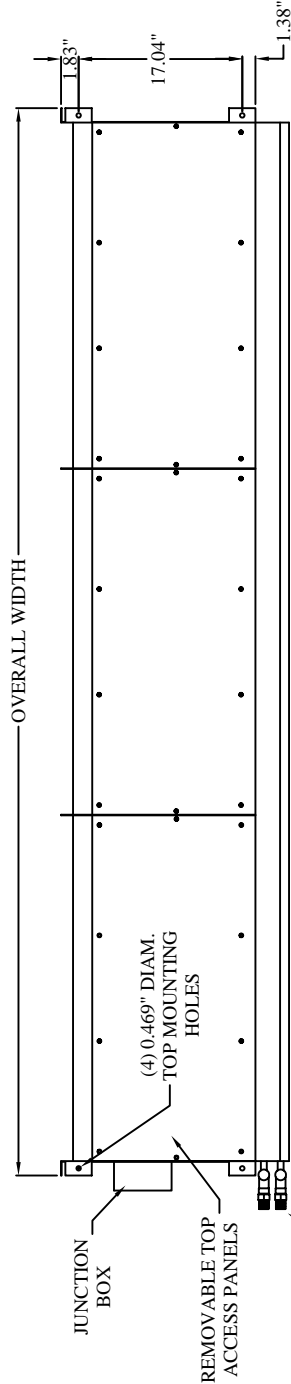
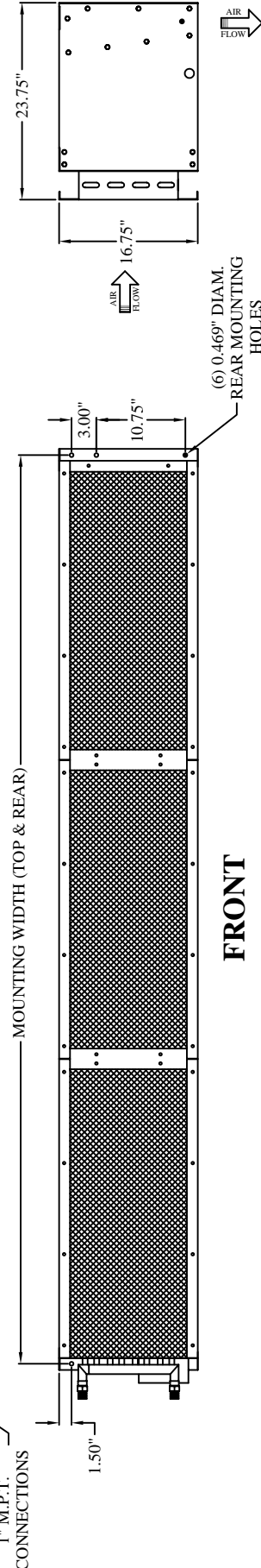


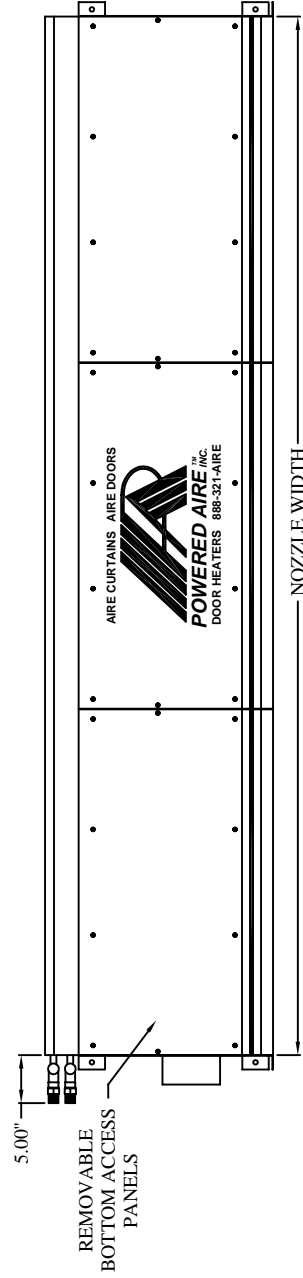
# TOP



# FRONT



# BOTTOM



- NOTES:
1. INSTALLER IS RESPONSIBLE FOR STRUCTURALLY SOUND MOUNTING OF THE UNIT.
  2. VERIFY THAT OVERALL DIMENSIONS WILL FIT IN OPENING.
  3. COIL CONNECTIONS SHOWN ON LEFT HAND SIDE, CAN BE EITHER RIGHT OR LEFT. PLEASE SPECIFY BELOW.
  4. IF FILTERS ARE REQUIRED ADD 2 1/8" TO AIR CURTAIN DEPTH (23.75" DIMENSION).
  5. SIZE STREAM TRAP (PROVIDED BY OTHERS) BY 3 TIMES THE MANUFACTURER'S RECOMMENDED SIZE FOR SATISFACTORY OPERATION.

- RIGHT HAND SUPPLY AND RETURN
- LEFT HAND SUPPLY AND RETURN

MODEL NUMBER	THS 1-36	THS 1-48	THS 1-60	THS 1-72	THS 2-84	THS 2-96	THS 2-108	THS 3-108	THS 3-120	THS 3-132	THS 4-144
OVERALL WIDTH	39.00	51.00	63.00	75.07	87.07	99.07	111.07	111.15	123.15	135.15	147.22
NOZZLE WIDTH	36.00	48.00	60.00	72.07	84.07	96.07	108.07	108.15	120.15	132.15	144.22
MOUNTING WIDTH (TOP & REAR)	37.50	49.50	61.50	73.57	85.57	97.57	109.57	109.65	121.65	133.65	145.72

JOB NAME : \_\_\_\_\_ TAG(S) : \_\_\_\_\_

LOCATION : \_\_\_\_\_ MODEL # : \_\_\_\_\_

CONTRACTOR : \_\_\_\_\_ ENGINEER : \_\_\_\_\_

**POWERED AIRE** INC.  
109 Mortensen Rd., Greenville, PA 16125

DATE: 04/05/05  
DRAWN BY: B.K.J.  
PART/FILE#: THS

PART DESCRIPTION:  
POWERED AIRE SYSTEMS  
MODEL THS HOT WATER/  
STEAM HEATED AIRE CURTAIN

