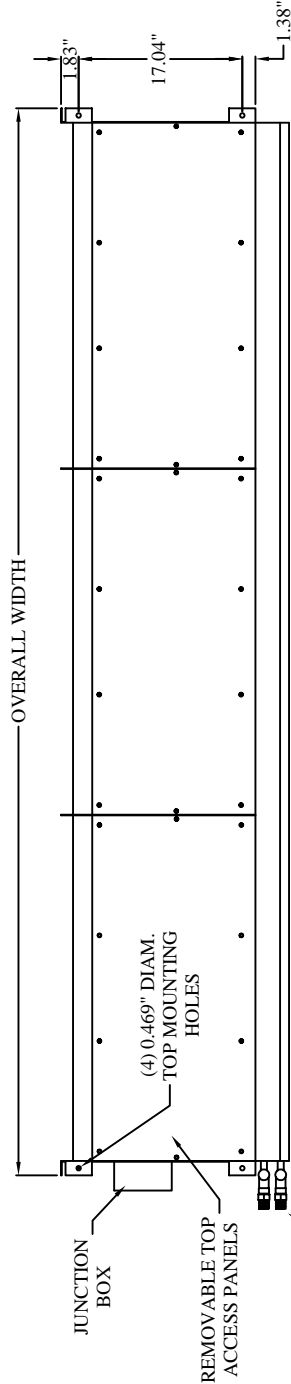
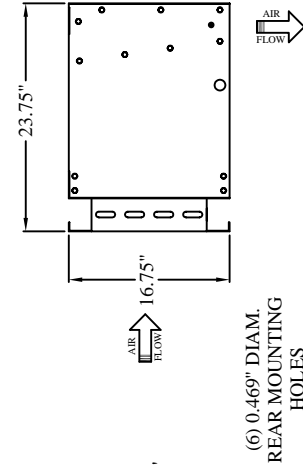


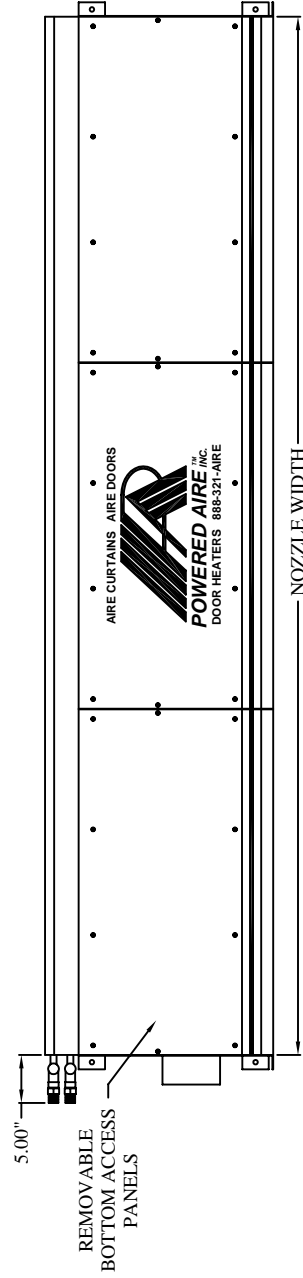
TOP



FRONT



FRONT



BOTTOM

| MODEL NUMBER | CHS 1-36 | CHS 1-48 | CHS 1-60 | CHS 2-72 | CHS 2-84 | CHS 2-96 | CHS 2-108 | CHS 3-108 | CHS 3-120 | CHS 3-132 | CHS 4-144 |
|-----------------------------|----------|----------|----------|----------|----------|----------|-----------|-----------|-----------|-----------|-----------|
| OVERALL WIDTH | 39.00 | 51.00 | 63.00 | 75.07 | 87.07 | 99.07 | 111.07 | 111.15 | 123.15 | 135.15 | 147.22 |
| NOZZLE WIDTH | 36.00 | 48.00 | 60.00 | 72.07 | 84.07 | 96.07 | 108.07 | 108.15 | 120.15 | 132.15 | 144.22 |
| MOUNTING WIDTH (TOP & REAR) | 37.50 | 49.50 | 61.50 | 73.57 | 85.57 | 97.57 | 109.57 | 109.65 | 121.65 | 133.65 | 145.72 |

- NOTES:
1. INSTALLER IS RESPONSIBLE FOR STRUCTURALLY SOUND MOUNTING OF THE UNIT.
 2. VERIFY THAT OVERALL DIMENSIONS WILL FIT IN OPENING.
 3. COIL CONNECTIONS SHOWN ON LEFT HAND SIDE, CAN BE EITHER RIGHT OR LEFT. PLEASE SPECIFY BELOW.
 4. IF FILTERS ARE REQUIRED ADD 2 1/8" TO AIRE CURTAIN DEPTH (23.75" DIMENSION).
 5. SIZE STREAM TRAP (PROVIDED BY OTHERS) BY 3 TIMES THE MANUFACTURER'S RECOMMENDED SIZE FOR SATISFACTORY OPERATION.



JOB NAME : _____ TAG(S) : _____

LOCATION : _____ MODEL # : _____

CONTRACTOR : _____ ENGINEER : _____

POWERED AIRE INC.
109 Mortensen Rd. Greenville, PA 16125

DATE: 04/05/05
DRAWN BY: B.K.J.
PART/FILE#: CHS

PART DESCRIPTION:
POWERED AIRE SYSTEMS
MODEL CHS HOT WATER/
STEAM HEATED AIRE CURTAIN

