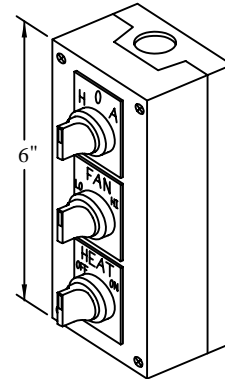
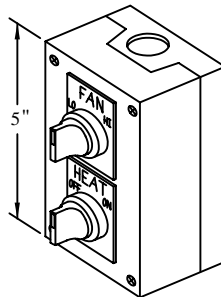
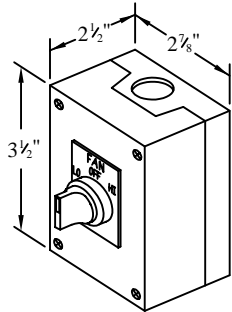




CONTROL OPTIONS

ENCLOSURES AND SWITCHES

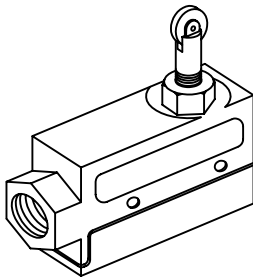


Our switch enclosures can accommodate any combination of up to three switches, which can be selected from the list to the right. Control power can enter enclosure from top, bottom, or back of enclosure through knockouts. Enclosures are secured in place through 4 screw holes in the back inside of enclosure.

Note : All enclosures are UL listed and CSA approved for types 1, 3R, 4, 4x and 12 applications.

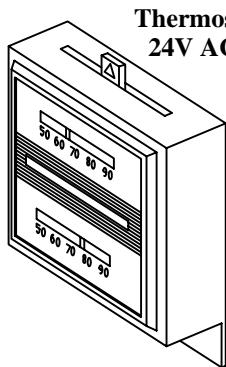
1. Fan Off / On
2. Fan Low / Off / High
3. Start / Stop
4. Hand / Off / Auto
5. Heat Off / On

COMBINATION ROLLER/PLUNGER DOOR SWITCH

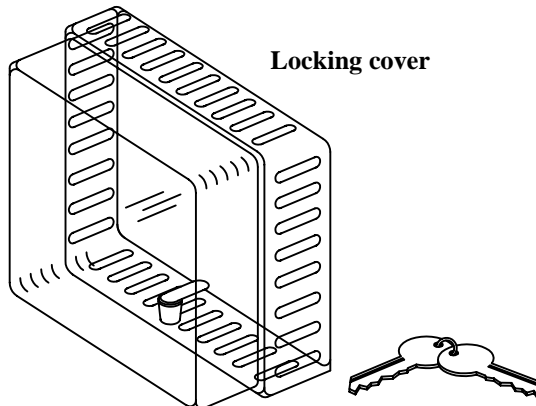


Door switches are used for the automatic starting and stopping of our air curtain systems, as doors are opened and closed. Our standard is a roller/plunger combination door switch that can be used to replace tradition roller and plunger limit switches. It can be used on hinge doors, sliding doors, and on roll up doors. Operating force can either be applied perpendicular to the switch to operate as a plunger door switch, or parallel to the switch for it to act as a roller door switch. Consult factory for other types of control devices.

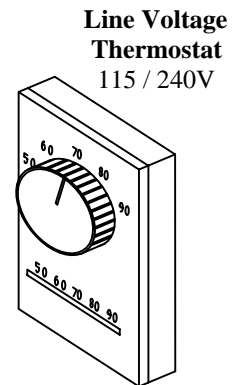
THERMOSTATS AND LOCKING COVERS



**Thermostat
24V AC**



Locking cover



**Line Voltage
Thermostat
115 / 240V**

Shown here are Powered Aire's 2 basic instock thermostats. One a line voltage thermostat, and the other a low voltage type. Either one or the other will fill all Powered Aire thermostat applications.